

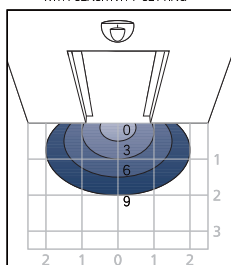


# MICROWAVE DOOR SENSOR



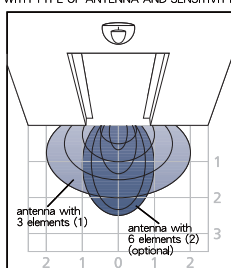
## EAGLE 6

SENSING FIELDS IN ACCORDANCE WITH SENSITIVITY SETTING



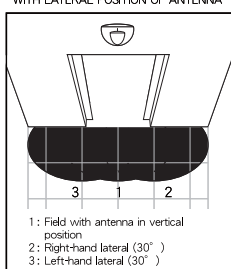
Mounting height : 2.2 m

SENSING FIELDS IN ACCORDANCE WITH TYPE OF ANTENNA AND SENSITIVITY



Mounting height : 2.2 m

SENSING FIELDS IN ACCORDANCE WITH LATERAL POSITION OF ANTENNA



Mounting height : 2.2 m

### HIGH PERFORMANCE UNIVERSAL OPENING FOR ALL AUTOMATIC DOORS

#### Design

- very compact size which means minimal visual impact and high ease of fitting
- sophisticated design to answer to the most exacting architect's requirements
- vandal-proof thanks to a robust ABS cover and a special housing fixing system
- available in metal, black and white colors.

#### Technology

- planar antenna technology in K-band that ensures high precision of the sensing field dimensions
- the unidirectional Eagle Five sensor is fitted with the M.T.F mode (Motion Tracking feature).  
As soon as the sensor detects a movement in the oncoming direction, it switches automatically to the bi-directional mode and maintains the bidirectional mode as long as the target stays in movement in the sensing field. This function allows to increase the safety of the door against hesitating movement keeping the advantage of building energy savings due to the unidirectional mode
- digital electronics controlled by a powerful microprocessor with high filtering capabilities

#### Detection

- very wide sensing field for greater user comfort and very good side detection due to the oval sensing field shape
- as option, 6 elements antenna for narrow sensing field
- very precise sensing field with reduced dead zone